

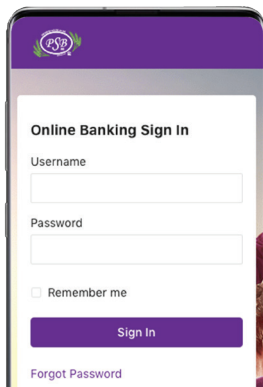


# Fingerprint and facial login access for mobile bankers

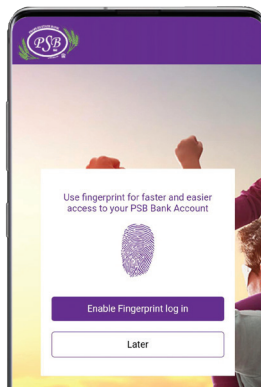
Only available for fingerprint and facial recognition enabled devices.



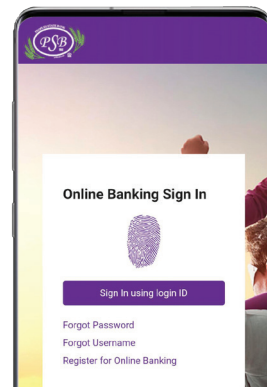
## Set-up Biometrics on an Android device



1. Login to your account and go to Account Settings.

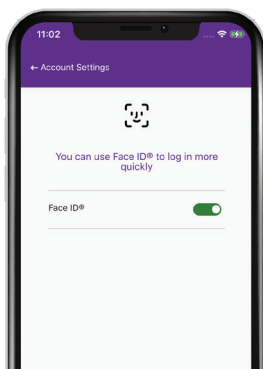


2. Click on Biometric Settings and enable Fingerprint Authentication.

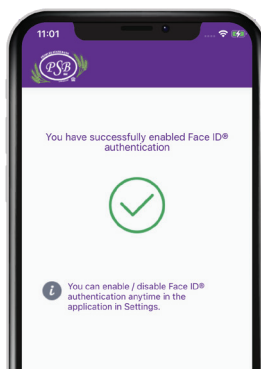


3. Once you are successfully enrolled, you can utilize fingerprint authentication for future logins.

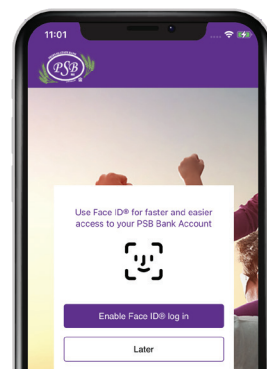
## Set-up Biometrics on an Apple device



1. Login to your account and go to Account Settings.



2. Click on Biometric Settings and enable Face ID Authentication.



3. Once you are successfully enrolled, you can utilize Face ID authentication for future logins.